

# VT Holland Advisors Equity Fund



Monthly Factsheet

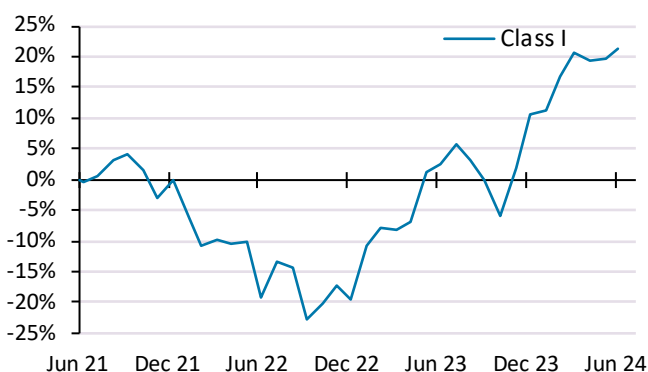
## INVESTMENT APPROACH

The fund is managed by Andrew Hollingworth, who also managed its predecessor Farnam Street Capital Fund. It is managed in line with the Holland Advisors investment approach. Simply put, the fund looks to invest in what Holland Advisors believes to be great companies run by great owner managers. We look to invest in them when they are out of favour in current markets. Further information on the Holland Advisors' investment approach can be found here: [www.hollandadvisors.co.uk/our-approach](http://www.hollandadvisors.co.uk/our-approach)

## STRATEGY TRACK RECORD <sup>1</sup>



## VT HOLLAND ADVISORS EQUITY FUND PERFORMANCE <sup>2</sup>



## CUMULATIVE PERFORMANCE

to 28 June 2024

| Since Inception <sup>1</sup><br>(Oct 2011) | 3 years <sup>1</sup> | VT Holland Advisors Equity Fund<br>Since Launch (Jun 2021) | 1 year | 2024<br>Year to Date | 1 month |
|--|----------------------|--|--------|----------------------|---------|
| 136.6%                                     | 22.0%                | 21.5%  | 18.4%  | 9.8%                 | 1.6%    |

**Past Performance is not necessarily a guide to future performance.**

<sup>1</sup> Strategy Track Record displayed includes both the Investment Manager's previous fund (not a UCITS regulated fund) and since 21 June 2021 the VT Holland Advisors Equity Fund Class I, for full details see *Strategy's Previous Track Record* <sup>3</sup>.

Performance data source up to 21 June 2021 Apex Fund Services (IoM) Ltd, thereafter Valu-Trac Administration Services.

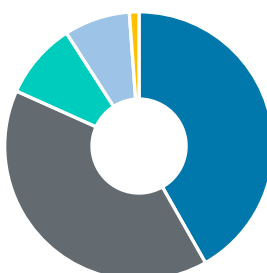
## TOP 10 HOLDINGS

as at 28 June 2024

|                              | %   |
|------------------------------|-----|
| Green Brick Partners Inc     | 7.5 |
| Ryanair Holdings PLC         | 7.1 |
| Biglari Holdings Inc         | 7.0 |
| J D Wetherspoon PLC          | 5.6 |
| Jet2 PLC                     | 5.2 |
| Nu Holdings Ltd              | 4.5 |
| Amazon.com Inc               | 4.3 |
| Frasers Group PLC            | 3.9 |
| Netflix Inc                  | 3.9 |
| Victorian Plumbing Group PLC | 3.7 |

## GEOGRAPHIC ASSET ALLOCATION

as at 28 June 2024



|                  |     |
|------------------|-----|
| EU including UK  | 42% |
| North America    | 40% |
| Emerging Markets | 9%  |
| Pacific          | 8%  |
| Cash             | 1%  |

# VT Holland Advisors Equity Fund

# HollAnd

Advisors

Monthly Factsheet

| FUND FACTS           |                                      |              |
|----------------------|--------------------------------------|--------------|
| Launch Date:         | 21 June 2021                         |              |
| Fund Structure:      | UCITS                                |              |
| Fund Size:           | £22.9m                               |              |
| Price:               | Class R                              | 119.7p       |
|                      | Class I                              | 121.5p       |
| Ongoing Charges:     | Class R                              | 1.32%        |
|                      | Class I                              | 1.12%        |
| Reporting dates:     | Final 31 December<br>Interim 30 June |              |
| Base currency:       | GBP                                  |              |
| Valuation point:     | 12 noon                              |              |
| ISA eligible:        | Yes                                  |              |
| ISIN:                | Class R                              | GB00BMW26L07 |
|                      | Class I                              | GB00BMW26M14 |
| SEDOL:               | Class R                              | BMW26L0      |
|                      | Class I                              | BMW26M1      |
| Minimum investments: | Class R                              | £1,000       |
|                      | Class I                              | £5m          |

| CALENDAR YEAR PERFORMANCE <sup>2</sup> | %     |
|--|-------|
| 2011                                   | -0.2  |
| 2012                                   | 5.7   |
| 2013                                   | 19.7  |
| 2014                                   | 9.2   |
| 2015                                   | -9.9  |
| 2016                                   | 21.1  |
| 2017                                   | 13.4  |
| 2018                                   | -16.6 |
| 2019                                   | 21.4  |
| 2020                                   | 0.7   |
| 2021                                   | 12.2  |
| 2022                                   | -19.7 |
| 2023                                   | 37.6  |
| Year to Date                           | 9.8   |

<sup>2</sup>Data since launch (2021) is present below the dotted line.


## PLATFORMS


The VT Holland Advisors Equity Fund is available for investment on the following platforms



And through Valu-Trac Administration Services, [www.valu-trac.com/holland](http://www.valu-trac.com/holland)

## INVESTMENT MANAGER

 Holland Advisors London Limited  
The Granary  
1 Waverley Lane  
Farnham  
Surrey  
GU9 8BB


 01483 449364

 [info@hollandadvisors.co.uk](mailto:info@hollandadvisors.co.uk)

 [www.hollandadvisors.co.uk](http://www.hollandadvisors.co.uk)

## DEALING

Valu-Trac Administration Services

 01343 880 344

 [hollandadvisors@valu-trac.com](mailto:hollandadvisors@valu-trac.com)

 [www.valu-trac.com/holland](http://www.valu-trac.com/holland)

# VT Holland Advisors Equity Fund

Monthly Factsheet

HollAnd  
Advisors

## <sup>3</sup>Strategy's Previous Track Record

This is a composite of the Farnham Street Capital Fund Class A and the VT Holland Advisors Equity Fund Class I. Farnham Street Capital Fund Class A was managed by Holland Advisors London Ltd from fund inception 30 October 2011 until 21 June 2021. On this date the VT Holland Advisors Equity Fund, a UCITS fund was launched by Holland Advisors London Ltd, to adopt a similar investment strategy to its predecessor. It should be noted that the historical strategy track record may not have been achieved with the investment restrictions stipulated for a regulated UCITS structure. The Strategy Track Record is for information purposes, only the VT Holland Advisors Equity Fund is being offered for investment. Past Performance is not necessarily a guide to future performance.

## DISCLAIMER

**WARNING:** The information in this Report is presented using all reasonable skill, care and diligence and has been obtained from or is based on third party sources believed to be reliable but is not guaranteed as to its accuracy, completeness or timeliness, nor is it a complete statement or summary of any securities, markets or developments referred to. The information within this Report should not be regarded by recipients as a substitute for the exercise of their own judgement.

The information in this Report has no regard to the specific investment objectives, financial situation or particular needs of any specific recipient and is published solely for informational purposes and is not to be construed as a solicitation or an offer to buy or sell any securities or related financial instruments. The contents of this document are only intended to be viewed by professional clients and eligible counterparties. In the absence of detailed information about you, your circumstances or your investment portfolio, the information does not in any way constitute investment advice. If you have any doubt about any of the information presented, please consult your stockbroker, accountant, bank manager or other independent financial advisor.

Value of investments can fall as well as rise and you may not get back the amount you have invested. Income from an investment may fluctuate in money terms. If the investment involves exposure to a currency other than that in which acquisitions of the investments are invited, changes in the rates of exchange may cause the value of the investment to go up or down. Past performance is not necessarily a guide to future performance.

Any opinions expressed in this Report are subject to change without notice and Holland Advisors London Limited is not under any obligation to update or keep current the information contained herein. Sources for all tables and graphs herein are Valu-Trac Investment Management Limited unless otherwise indicated. Asset allocation percentage figures may not add up to 100% due to rounding.

The information provided is "as is" without any express or implied warranty of any kind including warranties of merchantability, non-infringement of intellectual property, or fitness for any purpose. Because some jurisdictions prohibit the exclusion or limitation of liability for consequential or incidental damages, the above limitation may not apply to you.

Users are therefore warned not to rely exclusively on the comments or conclusions within the Report but to carry out their own due diligence before making their own decisions.

Employees of Holland Advisors London Limited, or individuals connected to them, may have or have had interests of long or short positions in, and may at any time make purchases and/or sales as principal or agent in, the relevant securities or related financial instruments discussed in this Report.

© 2024 Holland Advisors London Limited. Authorised and regulated by the Financial Conduct Authority (UK), registration number 538932. This status can be checked with the FCA on 0800 111 6768 or on the FCA website (UK). All rights reserved. No part of this Report may be reproduced or distributed in any manner without the written permission of Holland Advisors London Limited.